

# B.Tech / M.Tech Admission 2022

## Instructions for Students to submit

### Online application (LOGICS)


#### How to access Online Application Form:

Online application form is available at the admission portal [http://lbscentre.kerala.gov.in/lbsitw/users/registration\\_login](http://lbscentre.kerala.gov.in/lbsitw/users/registration_login).

Students can log in to fill in the application form via the above link and can fill in the application form and submit it for verification.

#### LOGIN CREDENTIALS FOR STUDENTS

- **Username: 22A<Roll Number>**  
**Eg: if Roll number in allotment memo is 116578 then Username will be 22A116578**
- **Password: lbs@1234**



### Instructions

- ✓ Login using your Allotment Number as username and password lbt@4321
- ✓ Fill in your application form in four stages and submit the application.
- ✓ At verification desk verify your documents and get your challan for Fee remitting.

[Read more](#)

### Student Registration

Copyright © 2017-2018 LBS Institute of Technology for Women, Ph:+91 471 2349232. All rights reserved. Version 1.1.0

## Instructions to fill the application form:

The application form has 4 steps, follow the instructions carefully to enter the required data correctly.


### STAGE 1: STUDENTS DETAILS


The screenshot shows the 'STAGE 1: STUDENTS DETAILS' application form for LBS Institute. The form is divided into several sections:

- Header:** LBS INSTITUTE OF TECHNOLOGY FOR WOMEN (A Government of Kerala Undertaking) logo and a 'Logout' button.
- Progress Indicators:** Four circular icons representing the steps: 1. Student Details (active), 2. Documents, 3. Review, 4. Confirmation.
- Application Date:** 23/10/2020
- Roll No.:** 113
- Student Details:**
  - Student Name: ANU
  - Date of Birth: 01/01/2002
  - Gender: Female
  - Mobile Number: 32432
  - Aadhar Number: 454554
  - Email address: an@gmail.co
  - Nationality: asasd
  - Native Place: asdasd
  - Institution Last Studied: asdas (highlighted with a red circle)
  - TC Number: 7887
  - TC Date: 05/10/2020
- Admission Details:**
  - Admission Type: Btech-Regula
  - Admission Quota: Management
  - Religion: Hindu
  - Community Category: OBC/SEBC
  - Admission Category: BX - BACKWARD CHRISTIAN
  - Caste: SIUC
  - Branch to which admitted: B.Tech : Electronics and Communication
  - Entrance Exam Rank: 54554
  - Amount paid at KEAM: 10000.00
  - Receipt Number: 515455 (highlighted with a red circle)
  - Receipt Date: 12/10/2020
- Buttons:** A 'Save and continue' button is located at the bottom left.

- If the student is eligible for a refund for any item, include a **Student Bank Account** on the application form for use at that time.
- **Institution Last Studied** is the institute from which the **TC** is provided.
- **Admission Quota and Category** should be as per given in the Allotment Memo
- **Receipt number:** fee receipt number / online transaction ID for the amount paid at KEAM.
- On completing **Stage 1**, **Save** and **Continue** to next **Stage**.

## STAGE 2: PARENT/GUARDIAN DETAILS

Logout



### Parent/Guardian Details

<b>Parent Name</b> <input type="text" value="Parent Name"/>	<b>Mobile Number</b> <input type="text" value="Parent Mobile Number"/>	<b>Occupation</b> <input type="text" value="Occupation of Parent"/>
--	---	--

### Permanent Address

<b>House Number/Name</b> <input type="text" value="House Number"/>	<b>Street</b> <input type="text" value="Street"/>
<b>Village</b> <input type="text" value="Place"/>	<b>District</b> <input type="text" value="District"/>
<b>State</b> <input type="text" value="State"/>	<b>Pin Code</b> <input type="text" value="PIN"/>

### Communication Address

Same as Permanent Address

<b>House Number/Name</b> <input type="text" value="House Number"/>	<b>Street</b> <input type="text" value="Street"/>
<b>Village</b> <input type="text" value="Place"/>	<b>District</b> <input type="text" value="District"/>
<b>State</b> <input type="text" value="State"/>	<b>Pin Code</b> <input type="text" value="PIN"/>

Do you have Local Guardian other than parent


### Local Guardian Details


<b>Local Guardian Name (If any)</b> <input type="text" value="Local Guardian Name"/>	<b>Relationship</b> <input type="text" value="Relationship with Local guardian"/>	<b>Contact Number</b> <input type="text" value="0"/>
---	--	---





<b>House Number/Name</b> <input type="text" value="House Number"/>	<b>Street</b> <input type="text" value="Street"/>
<b>Village</b> <input type="text" value="Place"/>	<b>District</b> <input type="text" value="District"/>
<b>State</b> <input type="text" value="State"/>	<b>Pin Code</b> <input type="text" value="PIN"/>

- If the communication address is same as the permanent address, select the check box given at the communication address heading.
- If you have a local guardian other than your parents select the check box and fill the details.
- On completing **Stage 2**, **Save and Continue** to next **Stage**

## STAGE 3: EDUCATIONAL QUALIFICATION





### Educational Qualification

**Exam Passed (Board/University)**

Other

Exam Passed:  Board/University:

Month of Passing:  Year of Passing:  Register Number:

#### Details of Marks secured

Subject	Max Marks/Point	Min Marks/Point(Pass Mark)	Marks/CGPA Obtained	%
Chemistry/Equivalent	<input type="text"/>	<input type="text"/>	<input type="text"/>	
Physics	<input type="text"/>	<input type="text"/>	<input type="text"/>	
Mathematics	<input type="text"/>	<input type="text"/>	<input type="text"/>	

**Save and continue**

- Exam passed : Qualifying exam passed
- Details of Mark Secured: Enter the marks or Grade points as per the Mark list produced. (IF the Board Examinations are conducted in both years-as for HSE/VHSE, the total marks of two years in the respective subjects is to be given.)
- On completing **Stage 3**, **Save and Continue** to next **Stage**.

## STAGE 4: Application Submission


Logout

Profile | Documents | Payment | ✔

**Check List for Admission**

1. Admit Card of Entrance Examination
2. Admittance Memo
3. Date Sheet issued by Entrance Commissioner and Entrance Exam Certificate
4. Receipt of fee received at CEE
5. S.S.L.C/S.S.C Equivalent Certificate to prove Date of Birth
6. Community and Income Certificate/Quoting community reservation)
7. Mark List of Plus Two/ DSE/ICSE/Engineering 2 copies)
8. Pass Certificate of Plus Two/DSE/ICSE/Equivalent
9. Transfer Certificate
10. Conduct Certificate/Obtained within 6 months)
11. Physical Fitness Certificate
12. Mobility/Slip Certificate to prove Birth Place(Not required if SSLC certificate is produced)
13. Copy of Admit Card


NO IMAGE AVAILABLE

APPLICANT FORM

<b>STUDENT DETAILS</b>																					
Student Name	ANUJ																				
Date of Birth	01/01/2000																				
Nationality	INDIAN																				
Native Place	INDIAN																				
Religion	HINDU																				
Caste	SHUC																				
Community	OC/SC/ST/BC																				
Institution Last Studied	INDIA																				
TIC Number	7867																				
TIC Date	05/10/2000																				
<b>ADMISSION DETAILS</b>																					
Admission Type	Direct-Regular Admission																				
Admission Quota	Management																				
Admission Category	EX-COORDINATE CHRS/STAN																				
Date of Admission	23/10/2020																				
Branch to which admitted	B.Tech - Electronics and Communication Engineering																				
Entrance Exam Code	0404																				
Amount Paid at CEE	10000.00																				
Receipt Number	015106																				
Receipt Date	12/10/2020																				
<b>PARENT DETAILS</b>																					
Parent Name	GROG																				
Occupation	ghgh																				
Mobile Phone	000000 , 00000																				
e-mail ID	an@gmail.co																				
<b>PERMANENT ADDRESS / COMMUNICATION ADDRESS</b>																					
	ffh , ffh																				
	ghgh , ffh																				
	ghgh , ffh																				
<b>EDUCATIONAL QUALIFICATION</b>																					
Class Passed	HSC																				
Board/University	Higher Secondary Education																				
Month/Year of Passing	03/2019																				
Register Number	201861																				
<table border="1" style="width: 100%; border-collapse: collapse;"> <thead> <tr> <th>Subject</th> <th>Mark Obtained</th> <th>Max. Mark</th> <th>Max. Marks</th> <th>%</th> </tr> </thead> <tbody> <tr> <td>Chemistry/Equivalent</td> <td>50</td> <td>40</td> <td>100</td> <td>50.00</td> </tr> <tr> <td>Physics</td> <td>58</td> <td>40</td> <td>100</td> <td>58.00</td> </tr> <tr> <td>Mathematics</td> <td>51</td> <td>40</td> <td>100</td> <td>51.00</td> </tr> </tbody> </table>		Subject	Mark Obtained	Max. Mark	Max. Marks	%	Chemistry/Equivalent	50	40	100	50.00	Physics	58	40	100	58.00	Mathematics	51	40	100	51.00
Subject	Mark Obtained	Max. Mark	Max. Marks	%																	
Chemistry/Equivalent	50	40	100	50.00																	
Physics	58	40	100	58.00																	
Mathematics	51	40	100	51.00																	
<b>DECLARATION</b>																					
<p>I, ANUJ certify that the information furnished above is true to the best of my knowledge and I shall abide by the rules and regulations for the college mentioned above.</p>																					
Signature of Parent/Guardian	Signature of the Student																				
Signature of the Eligible officer	Signature of the Principal																				

- Documents to be produced at the time of admission will be listed. Make sure all the documents are ready with you.
- Verify the details entered and if there is any changes you can go back to the respective stages and make the changes, save and continue.
- After confirming the data select the declaration given at the end of the page and click the submit button for final submission of your application.
- After final submission, you can either download your application as pdf or take a print out of the same.
- **Click the logout button at the top right corner of the page before you leave.**

**\*NOTE: No changes can be made after final submission, so verify carefully before submitting the application.**